

EU-28 STEEL SCRAP STATISTICS

(FOR 2015)

by Rolf Willeke

Statistics Advisor of the BIR Ferrous Division

EFR GENERAL ASSEMBLY

*Thon Hotel EU, Brussels
2th March 2016*

CONTENTS

- EU-28 Crude Steel Production and Steel Scrap Use
- Steel Scrap for Steelmaking in EU-28 Countries
- EU-28: The Leading Steel Scrap Exporter
- EU-28 Steel Scrap Trade
- EU-28 Apparent Domestic Supply of Steel Scrap
- EU-28 Steel Scrap Exports to Third Countries
- Main Flows of EU-28 Steel Scrap Exports
- EU-28 External Steel Scrap Exports
- Steel Scrap Prices for Shipments from EU to Turkey
- Summary of Main News and Findings

CRUDE STEEL PRODUCTION AND STEEL SCRAP USE (MILLION TONNES)



	2015	2014	% Change
Crude Steel Production	166.18	169.30	-1.8
Total Steel Scrap Use	91.06	91.56	-0.6
Ratio Steel Scrap/Crude Steel in %	54.79	54.08	

Sources: worldsteel and EUROFER

STEEL SCRAP FOR STEELMAKING IN EU-28 COUNTRIES (MILLION TONNES)



	Steel Scrap Consumption			Crude Steel Production		
	2015	2014	% Change	2015	2014	% Change
Austria	2.692	2.796	-3.7	7.691	7.876	-2.3
Belgium	3.064	2.881	+6.3	7.219	7.331	-1.5
Bulgaria	0.582	0.656	-11.3	0.623	0.612	+1.7
Croatia	0.130	0.179	-27.2	0.127	0.167	-24.4
Czech Rep.	1.886	1.934	-2.5	5.262	5.360	-1.8
Finland	2.129	1.974	+7.9	3.988	3.807	+4.8
France	7.376	7.570	-2.6	14.984	16.143	-7.2
Germany	18.491	19.115	-3.3	42.678	42.943	-0.6
Greece	1.071	1.199	-10.7	1.067	1.022	+4.4
Hungary	0.627	0.478	+31.2	1.675	1.152	+45.4
Italy	19.648	19.661	-0.1	22.022	23.714	-7.1
Luxemburg	2.396	2.470	-3.0	2.129	2.193	-2.9

STEEL SCRAP FOR STEELMAKING IN EU-28 COUNTRIES (MILLION TONNES)



	Steel Scrap Consumption			Crude Steel Production		
	2015	2014	% Change	2015	2014	% Change
Netherlands	1.731	1.751	-1.2	6.995	6.964	+0.4
Poland	5.605	5.090	+10.1	9.106	8.558	+6.4
Portugal	2.158	2.198	-1.8	2.010	2.070	+3.0
Romania	1.832	1.895	-3.3	3.328	3.158	+5.4
Slovakia	1.345	1.410	-4.6	4.562	4.705	-3.0
Slovenia	0.670	0.686	-2.4	0.604	0.615	-1.8
Spain	11.799	11.446	+3.1	14.875	14.249	+4.4
Sweden	2.115	2.111	+0.2	4.376	4.539	-3.6
UK	3.712	4.063	-8.7	10.860	12.120	-10.4
EU-28	91.056	91.564	-0.6	166.181	169.301	-1.8

Sources: Steel Scrap Consumption: EUROFER; Steel Production: worldsteel

EU-28 : THE LEADING STEEL SCRAP EXPORTER (MILLION TONNES)



	2015	2014	%Change
EU-28	13.743	16.953	-18.9
USA	12.976	15.340	-15.4
Japan	7.847	7.339	+6.9
Russia	*	5.765	*
Canada	3.415	4.510	-24.3
Australia	1.898	2.362	-19.6
South Africa	1.266	1.486	-14.8
Ukraine	*	0.922	*

*Figures not available yet
Source: Official Trade Statistics/WV Stahl

EU-28 STEEL SCRAP TRADE (MILLION TONNES)



Export to Third Countries

Import from Third Countries

2015	2014	% Change	2015	2014	% Change
13.743	16.953	-18.9	2.832	3.143	-9.9

Remark: The Export Surplus of 2015 was 10.911m tonnes

Source: Official Trade Statistics/WV Stahl

EU-28 APPARENT DOMESTIC SUPPLY OF STEEL SCRAP (MILLION TONNES)



	2015	2014	%Change
Steel Scrap Use	91.056	91.564	-0.6
minus Steel Scrap Imports from Third Countries	2.832	3.143	-9.9
Subtotal	88.224	88.421	-0.2
plus Steel Scrap Exports to Third Countries	13.743	16.953	-18.9
Apparent Domestic Supply of Steel Scrap in the EU-28	101.967	105.374	-3.2

Sources: EUROFER; Official Trade Statistics/WV Stahl

EU-28 STEEL SCRAP EXPORTS TO THIRD COUNTRIES (MILLION TONNES)

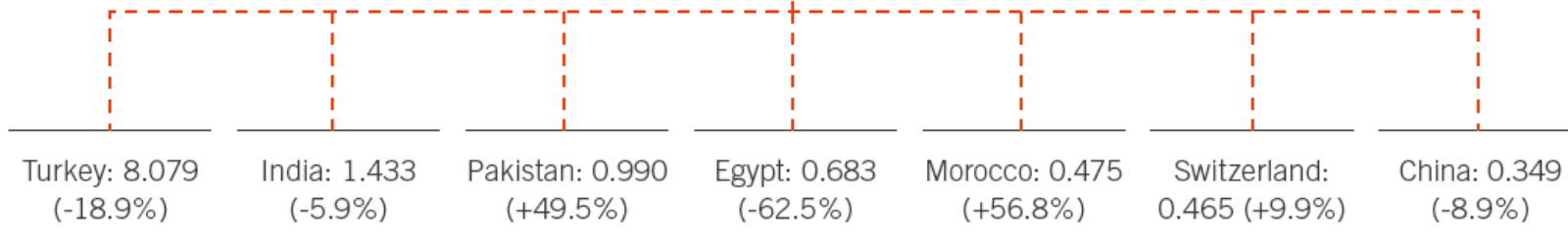


EU-28 STEEL SCRAP EXPORTS TO THIRD COUNTRIES

EU-28 STEEL SCRAP EXPORTS 2015 (MILLION TONNES)

Biggest Buyers

Total EU-28 exports 2015:
13.743 (-18.9%)



Change:% 2015/2014

Source: Official Trade Statistics/WV Stahl

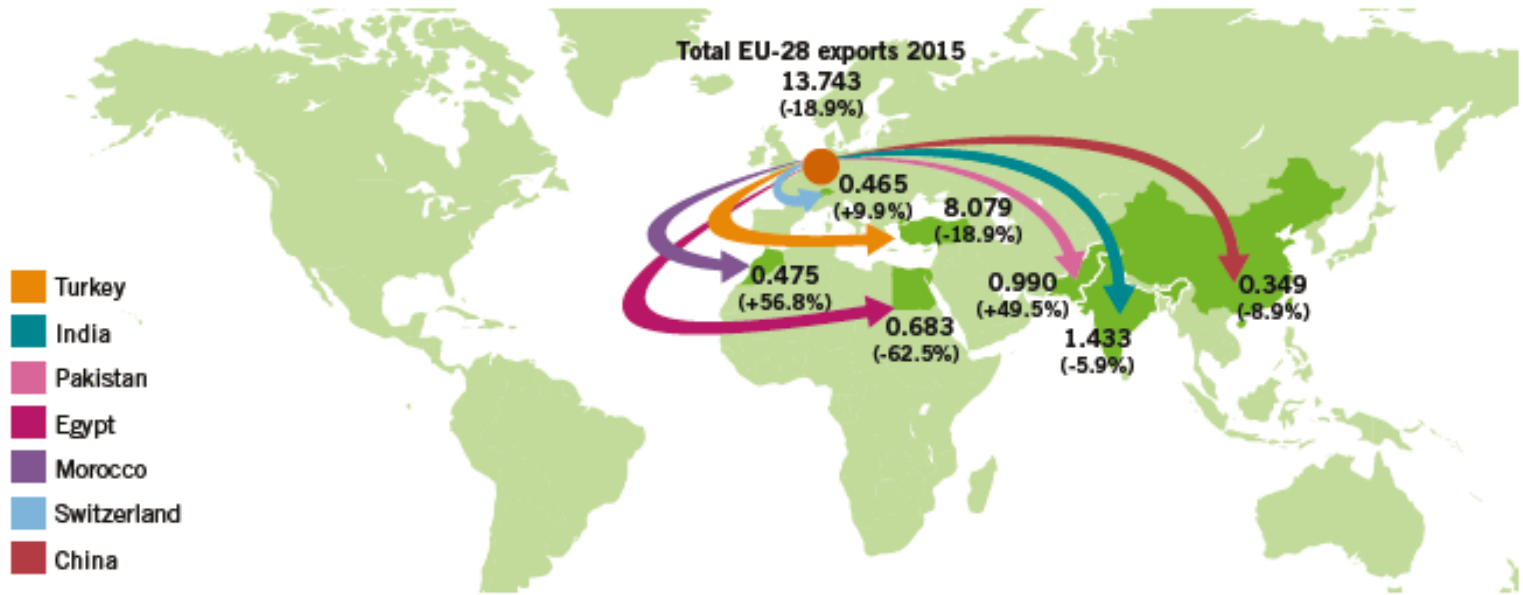
Source: Official Trade Statistics/WV Stahl

MAIN FLOWS OF EU-28 STEEL SCRAP EXPORTS TO THIRD COUNTRIES (MILLION TONNES)



EU-28 STEEL SCRAP EXPORTS TO THIRD COUNTRIES

MAIN FLOWS OF EU-28 STEEL SCRAP EXPORTS 2015 (MILLION TONNES)



Change: % 2015/2014

Source: Official Trade Statistics/WV Stahl

Source: Official Trade Statistics/WV Stahl

EU-28 EXTERNAL STEEL SCRAP EXPORTS BY COUNTRY (MILLION TONNES)



Steel Scrap Exports by main EU-28 Exporters to Third Countries

Exporters	2015	2014	% Change	Biggest Buyers	2015	% Change
UK	4.881	4.973	-1.8	Turkey	2.345	+3.5
				India	0.912	+13.2
				Pakistan	0.680	+97.7
Belgium	1.955	2.583	-24.3	Turkey	1.404	-11.3
				Egypt	0.384	-54.8
Netherlands	1.890	2.045	-7.6	Turkey	1.360	+5.5
Germany	0.824	1.330	-38.0	Switzerland	0.338	+11.6
				Turkey	0.233	-60.8
				India	0.133	-36.4
Sweden	0.656	0.792	-17.2	Turkey	0.248	-15.4
				USA	0.120	-41.2
				Norway	0.108	+11.3

EU-28 EXTERNAL STEEL SCRAP EXPORTS BY COUNTRY (MILLION TONNES)



Steel Scrap Exports by main EU-28 Exporters to Third Countries

Exporters	2015	2014	% Change	Biggest Buyers	2015	% Change
Romania	0.491	1.114	-55.9	Turkey	0.444	-58.2
France	0.535	0.574	-6.8	Turkey	0.283	-5.7
				Switzerland	0.069	-5.5
Bulgaria	0.206	0.375	-45.1	Turkey	0.148	-52.4
				Macedonia	0.048	-4.0
EU-28 Extra Trade	13.743	16.953	-18.9			

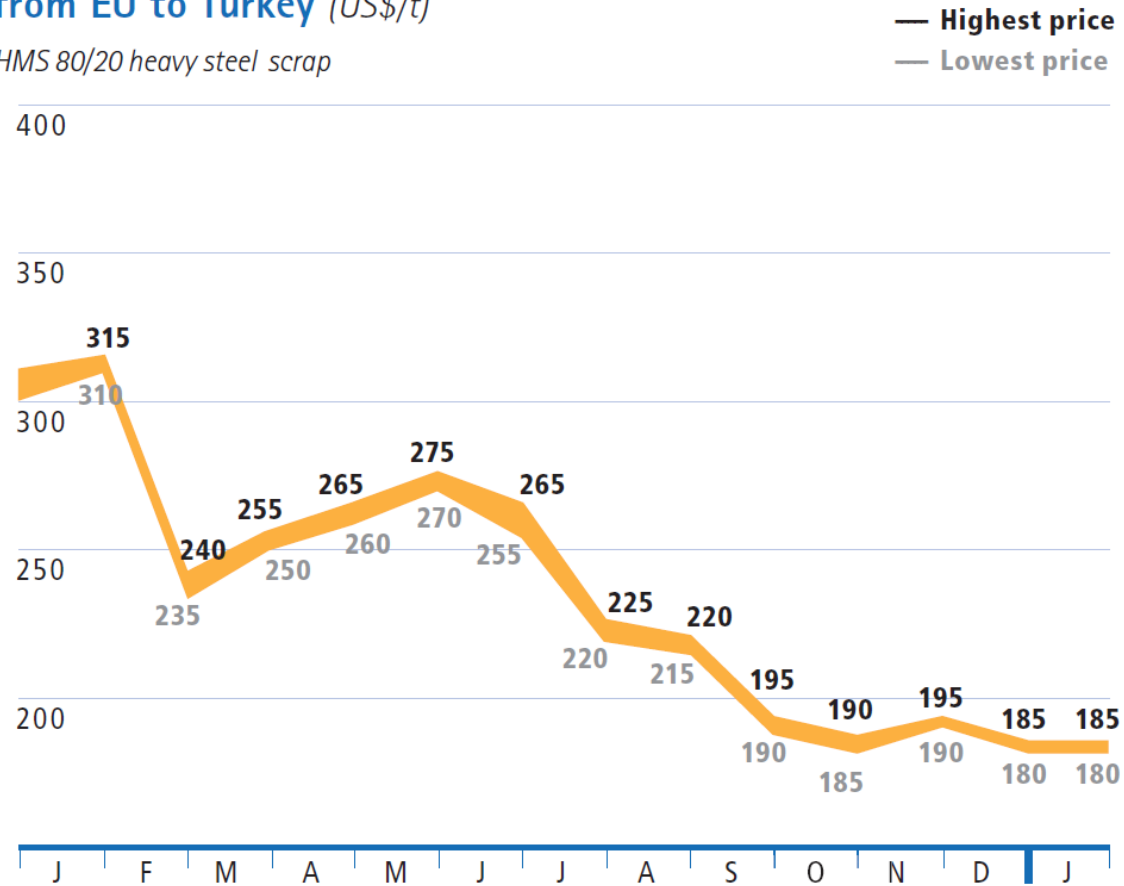
Source: Official Trade Statistics/WV Stahl
% Change 2015/2014

STEEL SCRAP PRICES FOR SHIPMENTS FROM EU TO TURKEY (MILLION TONNES)



CFR Prices for shipments from EU to Turkey (US\$/t)

HMS 80/20 heavy steel scrap



source: **R** Recycling International

SUMMARY OF MAIN NEWS AND FINDINGS



- **Figures for 2015 show a reduction in EU-28 crude steel production (-1.8% to 166.18m tonnes) compared to 2014.**
- **A smaller decrease was recorded in EU-28 steel scrap usage in 2015 (-0.6% to 91.06m tonnes).**
- **In the EU-28, the steel scrap share of crude steel production was 54.79% in 2015 as compared to 54.08% in 2014.**
- **The EU-28 was the world's leading steel scrap user.**

SUMMARY OF MAIN NEWS AND FINDINGS



- In 2015, the biggest steel scrap users in the EU-28 were:
 - Italy (-0.1% to 19.648m tonnes)
 - Germany (-3.3% to 18.491m tonnes)
 - Spain (+3.1% to 11.799m tonnes)
 - France (-2.6% to 7.376m tonnes)

SUMMARY OF MAIN NEWS AND FINDINGS



- **Statistics for 2015 show a cut in steel scrap imports by the EU-28 (-9.9% to 2.832m tonnes).**
- **Despite a steep reduction in EU-28 steel scrap exports in 2015 (-18.9% to 13.743m tonnes), it remained the world leader in terms of volumes shipped abroad. The USA remained the world's second largest steel scrap exporter (-15.4% to 12.976m tonnes).**
- **The EU-28 is a net steel scrap exporter, having recorded a steel scrap export surplus of 10.911m tonnes in 2015.**
- **The EU-28's apparent domestic supply of steel scrap was 101.967m tonnes in 2015 (-3.2% compared to 2014).**

SUMMARY OF MAIN NEWS AND FINDINGS

- The main buyers of EU-28 steel scrap in 2015 were:
 - Turkey (-18.9% to 8.079m tonnes)
 - India (-5.9% to 1.433m tonnes)
 - Pakistan (+49.5% to 0.990m tonnes)
 - Egypt (-62.5% to 0.683m tonnes)
 - Morocco (+56.8% to 0.475m tonnes)
 - Switzerland (+9.9% to 0.465m tonnes)
 - China (-8.9% to 0.349m tonnes)

SUMMARY OF MAIN NEWS AND FINDINGS



- Within the EU-28, the United Kingdom was the biggest exporter of steel scrap to third countries in 2015 (-1.8% to 4.881m tonnes).
- For 2015, Turkey was clearly the biggest buyer of steel scrap in the European Union (-18.9% to 8.079m tonnes) and worldwide (-14.7% to 16.251m tonnes).
- The steel scrap export price curve for shipments from EU to Turkey reflects the difficult market trend.

Thank you for your attention!

bir@bir.org